



Made for first. Built to last.

DISCLAIMER:

PRODUCTS MADE BY L AND W FAB AND MACHINE INC. ARE INTENDED TO FIT YOUR STOCK UTV UNLESS OTHERWISE SPECIFIED. INSTALLING, MODIFYING, OR REMOVING ANY COMPONENTS (FACTORY OR AFTERMARKET) NOT SUPPORTED BY L AND W AND THE INSTRUCTIONS HEREIN WILL VOID YOUR WARRANTY. FOR MORE INFORMATION ON INSTALLATION, WARRANTY, OR PRODUCT USE PLEASE CALL US AT (770) 445-9778

Polaris RZR XP ADJUSTABLE UPPER RADIUS RODS

Fitment: 2014-CURRENT RZR XP/XPT/RS1

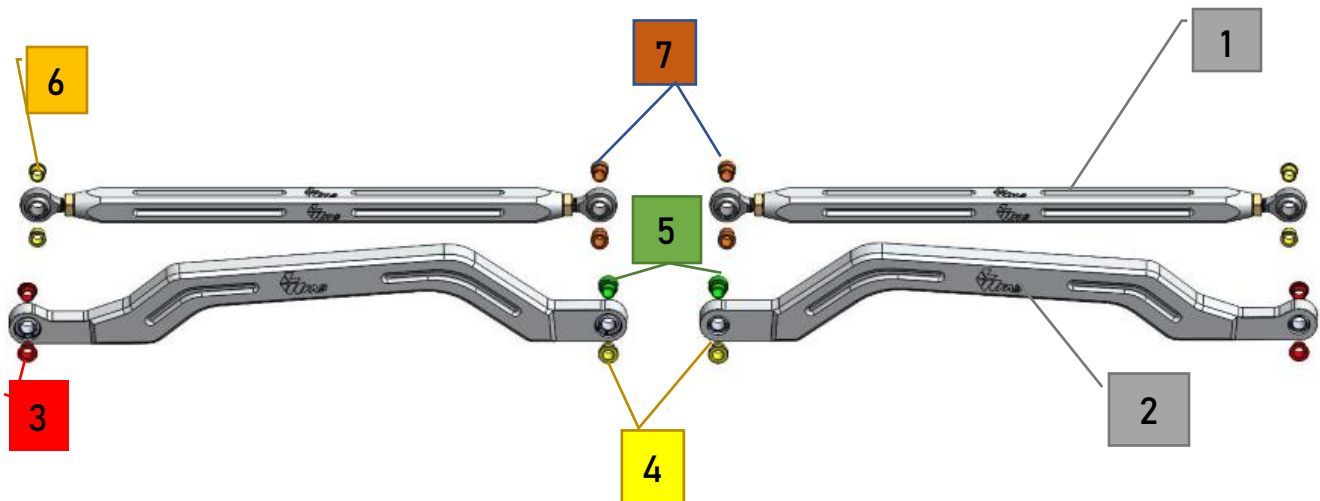
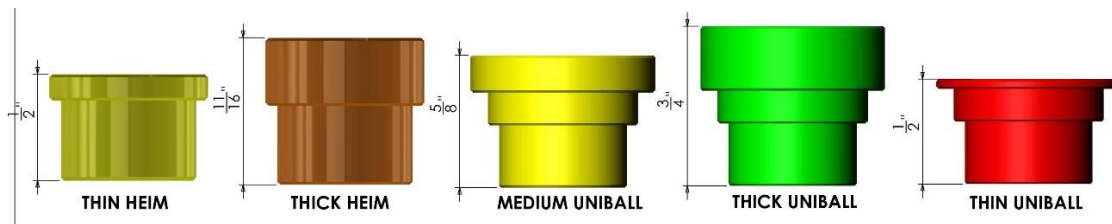


INSTALLATION MANUAL

Parts List:

| Item # | Description | Qty. |
|--------|-----------------------------|------|
| 1 | UPPER RADIUS ROD W/HEIM | 2 |
| 2 | LOWER RADIUS ROD | 2 |
| 3 | THIN UNIBALL MISALIGNMENT | 4 |
| 4 | MEDIUM UNIBALL MISALIGNMENT | 2 |
| 5 | THICK UNIBALL MISALIGNMENT | 2 |
| 6 | THIN HEIM MISALIGNMENT | 4 |
| 7 | THICK HEIM MISALIGNMENT | 4 |

MISALIGNMENT BUSHING REFERENCE



Installation:

STEP 1:

Jack machine up and remove wheels.

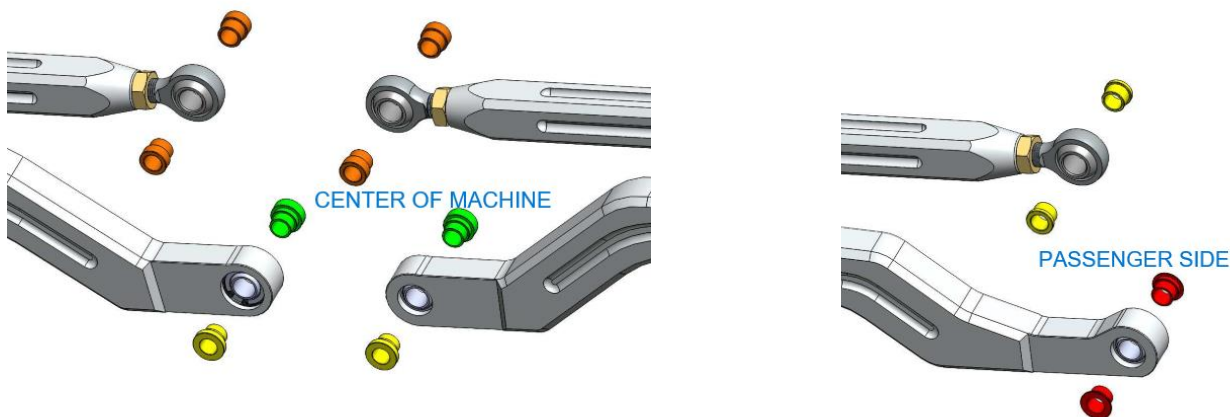
STEP 2:

Using a 15 OR 18mm socket and wrench, remove the 8 factory radius rod bolts. Remove old radius rods and prepare to install your new L&W Rods.

STEP 3:

Install the supplied misalignment bushings into your new arms. Refer to Figure 1 below for placement of Misalignment bushings. The thin bushings will go to the wheel side. The thick Uniball bushing will go on the back side at the frame end, and the medium uniball bushing on the front side at the frame end. The reason for the different thickness is for spacing radius rods at the needed clearance away from the frame.

Figure 1



STEP 3:

With the misalignments and in place, install the rods back on machine using the factory bolts you removed in step 1. The bushings are designed to be a very snug fit. A dead blow hammer and line up bar will help with persuading the arms into place.

STEP 4:

With everything in place, and bolts started, torque all bolts to 80 ft/lb.

STEP 5:

Reinstall wheels. Be sure to drive the machine around to let the suspension settle. Check your rear camber, and adjust upper rods accordingly.



THANK YOU FOR CHOOSING L&W FAB!