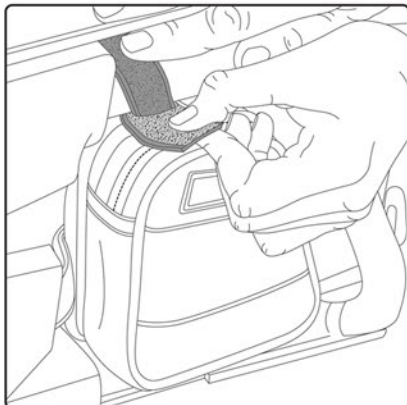


Please read instructions carefully before installation. We recommend this product be installed by a qualified, and experienced technician. If you are unsure of any of the below directions and or your ability to correctly and securely install this product, please contact us or your local dealer for help.

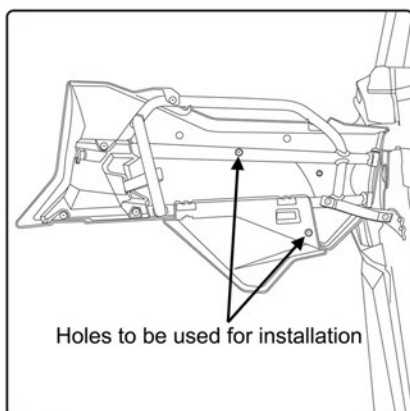
Below diagrams show typical installation, your vehicle may be different so please use diagrams as a guide. Make sure your vehicle is clean and free from dirt, road grime etc. where the this product mounts. It is the riders responsibility to make sure the product is mounted and secure before each use. Loading the bag may result in a change of position, always check for proper mounting position after loading and before each and every ride.

## For use on 2017 - 2020 Can Am Maverick X3 OEM Front Doors

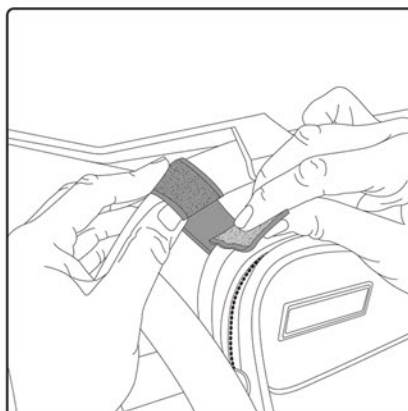


- 1) Line up door bags to your OEM door passing the small pocket/knee pad through the grab handle.
- 2) Pass the self fastening straps round the door tube frame and secure by connecting the hook and loop sides of each strap.
- 3) Make sure bag is secure and has little movement before operating vehicle.

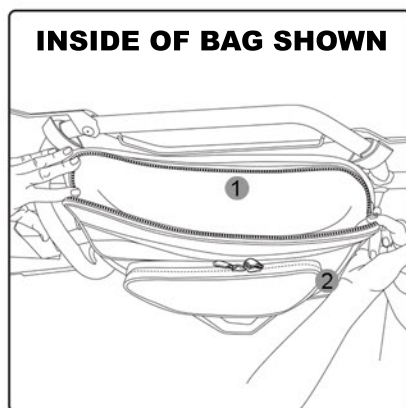
## For use on 2017 - 2020 Can Am Maverick X3 OEM Rear Doors



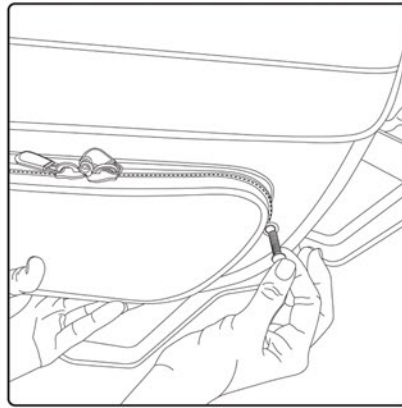
Shown are the 2 factory bolt holes you will be using for the installation.



Line up bags to your OEM doors. Pass the self fastening straps round the door tube frame and secure by connecting the hook and loop sides of each strap.



Hole #1 reuses the factory bolt and washer



#2 will be replaced with the bolt included with your door bags.

### Warning:

Read the installation instructions and make yourself familiar with the process of installing the Nelson-Rigg® product(s) on your bike. It is your responsibility to mount the product correctly and securely as outlined in these instructions. Nelson-Rigg® products are intended for use at USA street legal speeds as posted by the individual States. Nelson-Rigg® luggage must not be overloaded. Max carrying capacity is 10 lbs per bag or the maximum load suggested by the manufacturer of the vehicle, whichever is less.  
Failure to adhere to these warnings may result in, but not be limited to: the luggage becoming detached, the product becoming tangled in moving parts of the vehicle, unstable vehicle dynamics, reduction in the ability to control the vehicle. The result(s) could lead to serious injury.  
**Always ride safely, adhering to the local highway regulations. Always wear a helmet and protective apparel.**

3518-A Lake Center Dr Santa Ana, CA 92704  
Tel (714)850-1811 Fax (714)850-1848  
e-mail: [info@nelsonrigg.com](mailto:info@nelsonrigg.com) [www.nelsonrigg.com](http://www.nelsonrigg.com)

